




Discover the next level of safety and performance with the TITAN PI 240HC SE designed to lift your productivity



TITAN

PI 240HC SE



Electro-hydraulic 2 post lift
with top connection



INTEGRATED SAFETY STOP BAR

Simplifies installation and enhances safety, with a height limit switch that automatically stops the lift in case the vehicle touches the bar.



CARRIAGE AND CYLINDERS

Built for performance, designed for simplicity.

- Chain-drive carriage for seamless and reliable lifting
- High-efficiency pushing cylinders deliver consistent, powerful performance
- Synchronization cables ensure perfect load balance and stability

- Single-side manual unlock system for quicker and easier carriage release
- Manual descent by pressure lever guarantees a safe, controlled lowering




LIFTING ARMS

Flexible and robust for every application.

2 STAGE + 2 STAGE LIFT ARMS

Single stage lifting pad with min. height 105 mm for versatile vehicle coverage

- Toothed sector arm rotation stop system for **maximum safety**



PROTECTIONS:

- **Rubber door protections** to prevent vehicle damage

- **Feet protectors** to increase operator's safety

AVAILABLE IN TWO CONFIGURATIONS

CONFIGURATION RED

CONFIGURATION GREY

Columns	red RAL 3002 orange peel	light grey RAL 7040 orange peel
Carriage	dark grey RAL 7016 orange peel	dark grey RAL 7016 orange peel
arms	dark grey RAL 7016 orange peel	dark grey RAL 7016 orange peel
overhead	red RAL 3002 orange peel	light grey RAL 7040 orange peel
Cabinet	plastic	plastic

RECOMMENDED ACCESSORIES



x12

8-43100273

Anchor bolts kit



x4

J261-2100000

Double stage lifting pad
(Min. 35mm - Max. 111 mm)

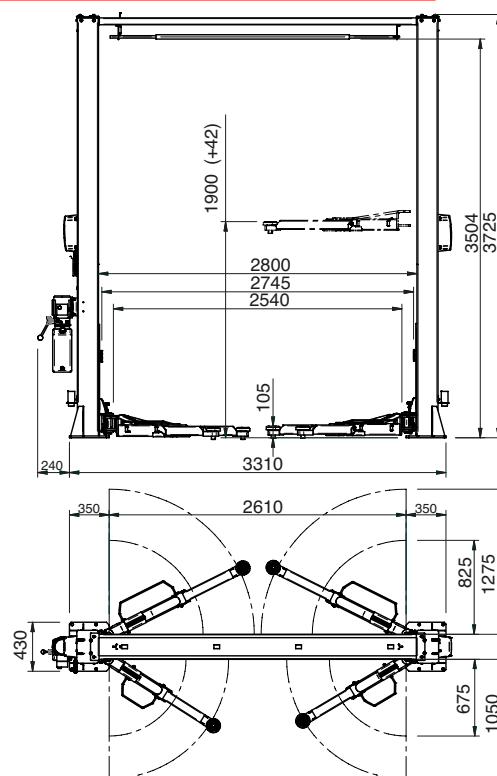


J161-1000006

Extension kits 150 mm for lifting pad

For further information, consult the complete accessories catalogue.

DIMENSIONS



TECHNICAL DATA

	230/400V - 3Ph - 50Hz	230/400V - 3Ph - 60Hz	230V - 1Ph - 50/60Hz
Maximum capacity	4000 kg		
Lifting time	48 s (50/60Hz)		71 s (50Hz) - 50 s (60Hz)
Lowering time	38 s (50/60Hz)		51 s (50/60Hz)
Minimum useful height	105 mm		
Maximum useful height	1900+ 42 mm		
Distance between the colums	2800 mm		
Total height	3725 mm		
Electric motor	230/400V - 3Ph - 50/60Hz - 5.7A		230V - 1Ph - 50/60Hz - 15A
Motor power	2.2 kW - 4HP		
Max. operating hydraulic pressure	200 bar		190 bar
Control circuit voltage	24V		
Recommended hydraulic oil	ESSO NUTO H32 or equivalent (ISO VG32)		
Quantity of oil in hydraulic system	10l		
Weight	785 kg		

Compliant with: AS/NZS 1418.9:1996-VEHICLE HOISTS & AS/NZS 2550.9:1996-SAFE USE VEHICLE HOISTS

*This product is not available for sale in Europe

The manufacturer reserves the right to modify the features of its products at any time.