

**EXPORT EQUIPMENT CATALOGUE**

**STARTLINE  
AND ORIGINAL ACCESSORIES  
EFFECTIVE FROM JANUARY 2024**



automotive service equipment

**REL. MAY 2024**

## GENERAL CONDITION OF SALES

- **TECHNICAL DATA:** All technical data is subject to modifications which the manufacturer reserves the right to make at any time without notice.
- **DELIVERIES:** Deliveries are agreed ex works of the company. For deliveries agreed in a different place, the transport is charged to the Customer or with methods agreed from time to time.
- **PRICES:** The company has the right to vary prices, without prior notice, in the event of market variations. No deductions or roundings are accepted on invoice amounts. VAT is excluded from the price and must be added to it.
- **PAYMENTS:** Unless otherwise agreed in writing, payments are understood to be those agreed at the time of the order. Default interest and any other legal right in favor of the company will accrue on any late payments, which is authorized to issue a sight draft with expenses for any amount which is not paid by the deadline established in the contract or invoice. It is also understood that the company may demand full payment if even a single deadline is not respected.
- **TRANSFER OF OWNERSHIP:** When the payment of the price is deferred, the buyer will become the owner of the goods only upon payment of the entire price, interest and accessories, the sale being made and accepted with retention of title.
- **ASSEMBLY AND TESTING, INSTALLATION, WARRANTY:** Assembly and testing are carried out before delivery to the company's plants; the installation is the responsibility of the Customer unless otherwise agreed; the company guarantees its products for a period of twelve months from the delivery date. The warranty does not extend to those parts which are subject to inevitable deterioration.
- **DELIVERY TERMS:** The delivery term, even if confirmed, is absolutely indicative and is calculated in working days.
- **COURT OF JURISDICTION:** For any controversy the Court of Reggio Emilia or that of Pesaro is recognized as having jurisdiction, whatever the method and place agreed for payment and delivery.

The company declines all responsibility in the event of complaints deriving from the use of non-original accessories or spare parts with consequent forfeiture of the CE declaration of conformity

Nexion SpA reserves the right to change the specifications of its products at any time without prior notice. The company declines all responsibility in the event of claims deriving from the use of non-original accessories or spare parts with consequent forfeiture of the EC declaration of conformity.

# MONDOLFO FERRO



NUOVO

2

□ : STANDARD

★ : Compatible

- : NOT Compatible

REL. 05\_2024

# CONTENTS

<b>CAR TYRE CHANGERS</b>	<b>4</b>
STARTLINE S524 (TB) SERIES	4
STARTLINE S524 LL SERIES	5
STARTLINE S521 (TB) SERIES	6
STARTLINE S421 (SWA)	7
STARTLINE S424 (SWA)	8
OPTIONAL ACCESSORIES FOR CAR TYRE CHANGERS	9
<b>SEMI-AUTOMATIC TRUCK TYRE CHANGERS</b>	<b>14</b>
STARTLINE S226 SERIES	14
STARTLINE S256 SERIES	15
OPTIONAL ACCESSORIES FOR TRUCK TYRE CHANGERS	16
<b>WHEEL BALANCERS</b>	<b>17</b>
STARTLINE S380 SERIES	17
STARTLINE S350 SERIES	18
OPTIONAL ACCESSORIES FOR WHEEL BALANCERS	19
<b>TRUCK WHEEL BALANCER</b>	<b>23</b>
STARTLINE TRUCK S1450	23
OPTIONAL ACCESSORIES FOR PER STARTLINE TRUCK S1450	24

# CAR TYRE CHANGERS

## STARTLINE S524 (TB) SERIES

### STANDARD ACCESSORIES



13"-26"



11"-24"



\*HTB24 HELPER OPTIONAL  
code 8-11900260

Part-no	Electrical Supply	Description	
0-11901301/16	400V/3Ph/50Hz	<b>STARTLINE 524</b>	
0-11901312/16	200÷230V/1Ph/50Hz	<b>STARTLINE 524</b>	
0-11901322/16	200÷230V/1Ph/60Hz	<b>STARTLINE 524</b>	
0-11901311/16	400V/3Ph/50Hz	<b>STARTLINE 524 TI</b>	
0-11901304/16	100÷115V/1Ph/60Hz	<b>STARTLINE 524 TI</b>	
0-11901332/16	200÷230V/1Ph/50Hz	<b>STARTLINE 524 TI</b>	
0-11901342/16	200÷230V/1Ph/60Hz	<b>STARTLINE 524 TI</b>	
0-11901351/16	200÷230V/3Ph/60Hz	<b>STARTLINE 524 TI</b>	
0-11901321/16	400V/3Ph/50Hz	<b>STARTLINE 524 2V</b>	
0-11901331/16	400V/3Ph/50Hz	<b>STARTLINE 524 2V TI</b>	
8-11320012		<b>Customization kit - STARTLINE 524</b>	

# CAR TYRE CHANGERS

## STARTLINE S524 LL SERIES

### STANDARD ACCESSORIES



\*HTB 24

\*HTB24 HELPER OPTIONAL  
code 8-11900260

Part-no	Electrical Supply	Description	
0-11901701/16	400V/3Ph/50Hz	<b>STARTLINE 524 LL</b>	
0-11901712/16	200÷230V/1Ph/50Hz	<b>STARTLINE 524 LL</b>	
0-11901722/16	200÷230V/1Ph/60Hz	<b>STARTLINE 524 LL</b>	
0-11901711/16	400V/3Ph/50Hz	<b>STARTLINE 524 LL TI</b>	
0-11901704/16	100÷115V/1Ph/60Hz	<b>STARTLINE 524 LL TI</b>	
0-11901732/16	200÷230V/1Ph/50Hz	<b>STARTLINE 524 LL TI</b>	
0-11901742/16	200÷230V/1Ph/60Hz	<b>STARTLINE 524 LL TI</b>	
0-11901751/16	200÷230V/3Ph/60Hz	<b>STARTLINE 524 LL TI</b>	
0-11901721/16	400V/3Ph/50Hz	<b>STARTLINE 524 LL 2V</b>	
0-11901731/16	400V/3Ph/50Hz	<b>STARTLINE 524 LL 2V TI</b>	
8-11320016		<b>Customization kit - STARTLINE 524 LL</b>	

# CAR TYRE CHANGERS

## STARTLINE S521 (TB) SERIES

### STANDARD ACCESSORIES



12"-23"



10"-21"



**\*HTB21 HELPER OPTIONAL  
code 8-11900261**

Part-no	Electrical Supply	Description	
0-11901401/16	400V/3Ph/50Hz	<b>STARTLINE 521</b>	
0-11901412/16	200÷230V/1Ph/50Hz	<b>STARTLINE 521</b>	
0-11901422/16	200÷230V/1Ph/60Hz	<b>STARTLINE 521</b>	
0-11901411/16	400V/3Ph/50Hz	<b>STARTLINE 521 TI</b>	
0-11901404/16	100÷115V/1Ph/60Hz	<b>STARTLINE 521 TI</b>	
0-11901432/16	200÷230V/1Ph/50Hz	<b>STARTLINE 521 TI</b>	
0-11901442/16	200÷230V/1Ph/60Hz	<b>STARTLINE 521 TI</b>	
0-11901441/16	200÷230V/3Ph/60Hz	<b>STARTLINE 521 TI</b>	
0-11901421/16	400V/3Ph/50Hz	<b>STARTLINE 521 2V</b>	
0-11901431/16	400V/3Ph/50Hz	<b>STARTLINE 521 2V TI</b>	
8-11320013		<b>Customization kit - STARTLINE 521</b>	

# CAR TYRE CHANGERS

## STARTLINE S421 (SWA)

### STANDARD ACCESSORIES



12"-23"



10"-21"



**\*HSA21 HELPER OPTIONAL  
code 8-11900262**

Part-no	Electrical Supply	Description	
0-11901501/16	400V/3Ph/50Hz	<b>STARTLINE 421</b>	
0-11901512/16	200÷230V/1Ph/50Hz	<b>STARTLINE 421</b>	
0-11901511/16	200÷230V/3Ph/50Hz	<b>STARTLINE 421</b>	
0-11901522/16	200÷230V/1Ph/60Hz	<b>STARTLINE 421</b>	
0-11901521/16	200÷230V/3Ph/60Hz	<b>STARTLINE 421</b>	
8-11320014		<b>Customization kit - STARTLINE 421</b>	

# CAR TYRE CHANGERS

## STARTLINE S424 (SWA)

### STANDARD ACCESSORIES



13"-26"



11"-24"





**\*HSU24 HELPER OPTIONAL**  
code 8-11900263

Part-no	Electrical Supply	Description	
0-11901604/16	100÷115V/1Ph/60Hz	<b>STARTLINE 424 TI</b>	
8-11320015		<b>Customization kit - STARTLINE 424</b>	



## OPTIONAL ACCESSORIES FOR CAR TYRE CHANGERS

Image	Part-no	Description		STARTLINE S524	STARTLINE S524 LL	STARTLINE S521	STARTLINE S421	STARTLINE S424
	8-11900260	<b>Helper</b> HTB24 for STARTLINE 524		★	★			
	8-11900261	<b>Helper</b> HTB21 for STARTLINE 521 and STARTLINE 524		★	★	★		








## OPTIONAL ACCESSORIES FOR CAR TYRE CHANGERS

Image	Part-no	Description		STARTLINE S524	STARTLINE S524 LL	STARTLINE S521	STARTLINE S421	STARTLINE S424
	8-11900262	<b>Helper HSA21</b> for STARTLINE 421					★	
	8-11900263	<b>Helper HSU24</b> for STARTLINE 424						★
	8-11120075	<b>FWL 65</b> Wheel lifter		★	★	★		★








## OPTIONAL ACCESSORIES FOR CAR TYRE CHANGERS

Image	Part-no	Description	STARTLINE S524	STARTLINE S524 LL	STARTLINE S521	STARTLINE S421	STARTLINE S424
	CT-S-0600000	<b>WRSB</b> Wheel support rotation base	★	★	★	★	★
	CT-S-0110000	<b>Demount head</b> quick change tool	★		★	★	★
	CT-S-0120000	Plastic <b>demount head</b> assy				★	★
	CT-S-0310000	Plastic <b>demount head</b> assy	★		★		
	C-21-8000100	Motorcycle <b>demount head</b>	★		★	★	★
	CT-S-0500000	<b>Tyre press assist</b> device				★	★
	C-M-0200000	<b>Motorcycle adaptors kit</b> for inner adjustable jaws (11"-26") 4pcs	★	★			★
	C-M-0200000A	<b>Motorcycle adaptors kit</b> for inner adjustable jaws (8"-23") 4pcs			★	★	

## OPTIONAL ACCESSORIES FOR CAR TYRE CHANGERS

Image	Part-no	Description	STARTLINE S524	STARTLINE S524 LL	STARTLINE S521	STARTLINE S421	STARTLINE S424
	C-M-0300000	<b>4 Motorcycle adaptors</b> for high profile rim with spokes (for ex. BMW-Ducati) - (11"-26")	★	★			★
	C-M-0400000	<b>4 Motorcycle adaptors</b> for high profile rim with spokes (for ex. BMW-Ducati) - (8"-23")			★	★	
	C-54-8000019	Cover <b>lever</b>	★	★	★	★	★
 x4	8-11900265	<b>JAW COVER</b> FOR ADJUSTABLE SYSTEM 24"YELLOW (N°4 PIECES)	★	★			★
 x4	8-11900266	<b>DEMOUNT HEAD PROTECTION</b> COVER YELLOW (N°4 PIECES)	★		★	★	★
 x4	8-11900267	<b>DEMOUNT TAIL PROTECTION</b> COVER YELLOW (N°4 PIECES)	★		★	★	★
 x4	8-11900268	<b>JAW COVER</b> TB 21"YELLOW (N°4 PIECES)			★	★	
	8-11900270	<b>Plastic protections kit</b> (including 8 protections for 21" versions and 8 protections for 24" versions)	★		★	★	★

## OPTIONAL ACCESSORIES FOR CAR TYRE CHANGERS

Image	Part-no	Description		STARTLINE S524	STARTLINE S524 LL	STARTLINE S521	STARTLINE S421	STARTLINE S424
	8-11900271	Cover and Lever plastic <b>protections kit</b> (for STARTLINE 524, 521, 421 and 424)		★	★	★	★	★
	8-11900272	<b>Plastic protections kit</b> for motorcycle adapter, 4+4 pcs		★	★	★	★	★
	8-11120081	<b>Protection kit</b> for LL tool head			★			
	CT-S-0200000	Plastic bead <b>pressing clamp</b>		★	★	★	★	★
	8-11100362	<b>EC Asturo pistol</b> (EC approved)		★	★	★	★	
	8-11100357	<b>Inflating pistol bar/psi</b> (for Extra EC Countries only).		★	★	★	★	
	801461005	<b>Valve core screw driver</b> car/truck (1 piece)		★	★	★	★	★
	801461004	<b>Valve inserting lever</b> (1 piece)		★	★	★	★	★

# SEMI-AUTOMATIC TRUCK TYRE CHANGERS

## STARTLINE S226 SERIES

### STANDARD ACCESSORIES



14"-26"


Part-no	Electrical Supply	Description	
0-12102101/16	380÷400V/3Ph/50Hz	<b>STARTLINE S226</b>	
0-12102102/16	230V/3Ph/60Hz	<b>STARTLINE S226</b>	
0-12102103/16	230V/1Ph/60Hz	<b>STARTLINE S226</b>	
0-12102104/16	230V/1Ph/50Hz	<b>STARTLINE S226</b>	
8-12100145		<b>Customization kit</b> for S226	

Base color is red RAL 3002 (/16) ■

# SEMI-AUTOMATIC TRUCK TYRE CHANGERS

## STARTLINE S256 SERIES





### STANDARD ACCESSORIES



14"-56"

Part-no	Electrical Supply	Description	
0-12104301/16	400 V/3Ph/50Hz	<b>STARTLINE S256</b>	
0-12104302/16	230V/3Ph/60Hz	<b>STARTLINE S256</b>	
0-12104303/16	400 V/3Ph/60Hz	<b>STARTLINE S256</b>	
8-12120013		<b>Customization kit - STARTLINE S256</b>	

## OPTIONAL ACCESSORIES FOR TRUCK TYRE CHANGERS

Image	Part-no	Description	STARTLINE S226	STARTLINE S256
 <p>x4</p>	8-12120019	<b>CGL56</b> ALU rims protection		★
	8-12100045	<b>Inserts kit</b> for CGL56 alloy wheel protections		★
	8-12100007	<b>TRAP 161</b> - Protection for truck alloy rims: ring diameter ø 161 mm	★	★
	8-12100008	<b>TRAP 202</b> - Protection for truck alloy rims: ring diameter ø 202 mm	★	★
	8-12100009	<b>TRAP 221</b> - Protection for truck alloy rims: ring diameter ø 221 mm	★	★
	8-12100010	<b>TRAP 281</b> - Protection for truck alloy rims: ring diameter ø 281 mm	★	★
	8-12100005	<b>TRAP 164</b> - Protection for truck alloy rims: ring diameter ø 164 mm	★	★
	8-12100006	<b>TRAP 176</b> - Protection for truck alloy rims: ring diameter ø 176 mm	★	★
	8-12300001	<b>TRAP 220</b> - Protection for truck alloy rims: ring diameter ø 220,1 mm for Alcoa wheels	★	★
	801227195	<b>Wheel clamp</b> for truck and bus alloy rims	★	★





# WHEEL BALANCERS

## STARTLINE S380 SERIES

### STANDARD ACCESSORIES



Part-no	Electrical Supply	Description
0-21900038/00	200÷230V/1Ph/50-60Hz	<b>STARTLINE S 380 A</b> - Monitor wheel balancer with automatic data input (distance & diameter 26"), automatic balancing with brake at the end of the electronic cycle (wheel guard included, centering and locking kit included, monitor NOT included)
0-21900037/00	100÷115V/1Ph/50-60Hz	<b>STARTLINE S 380 A</b> - As above but with different power supply
8-21900217		<b>Customization kit</b> - STARTLINE S380 A

Base color is gray RAL 7040 (/39)  or red RAL 3002 (/16) 



# WHEEL BALANCERS

## STARTLINE S350 SERIES






### STANDARD ACCESSORIES



Part-no	Electrical Supply	Description
0-21900036/00	200÷230V/1Ph/50-60Hz	<b>STARTLINE S 350 A</b> - Display wheel balancer with automatic data input (distance & diameter 26"), automatic balancing with brake at the end of the electronic cycle (wheel guard included, centering and locking kit included)
0-21900034/00	100÷115V/1Ph/50-60Hz	STARTLINE S 350 A - As above but with different power supply
0-21900044/00	200÷230V/1Ph/50-60Hz	STARTLINE S 350 A NO WHEEL GUARD - Display wheel balancer with automatic data input (distance & diameter 26"), automatic balancing with brake at the end of the electronic cycle (wheel guard NOT included, centering and locking kit included)
0-21900040/00	100÷115V/1Ph/50-60Hz	STARTLINE S 350 A NO WHEEL GUARD - As above but with different power supply)
0-21900035/00	200÷230V/1Ph/50-60Hz	STARTLINE S 350 M - Display wheel balancer with manual data input, automatic balancing with brake at the end of the electronic cycle (wheel guard included, centering and locking kit included)
0-21900033/00	100÷115V/1Ph/50-60Hz	STARTLINE S 350 M - As above but with different power supply)
0-21900039/00	100÷115V/1Ph/50-60Hz	STARTLINE S 350 M NO WHEEL GUARD - Display wheel balancer with manual data input, automatic balancing with brake at the end of the electronic cycle (wheel guard NOT included, centering and locking kit included)
8-21900205		Kit di personalizzazione per STARTLINE S350

Base color is gray RAL 7040 (/39)  or red RAL 3002 (/16) 

## OPTIONAL ACCESSORIES FOR WHEEL BALANCERS






Image	Part-no	Description		STARTLINE S380	STARTLINE S350 M	STARTLINE S350 A
	8-21900206/XX	<b>CCK</b> Colored front panel to be ordered only when the chassis color is grey		★	★	★
	8-21100235	<b>19"</b> Wide screen monitor.		★		
	8-21900207	<b>PB</b> Pedal brake kit		★	★	★
	8-21900209	<b>TL-2 UP</b> Width wheel measurement kit (only for automatic data input versions)		★		★
	8-21100238	<b>LASER &amp; LED Kit</b>		★	★	★

(\*) the CCK kit can be purchased in the following colors:

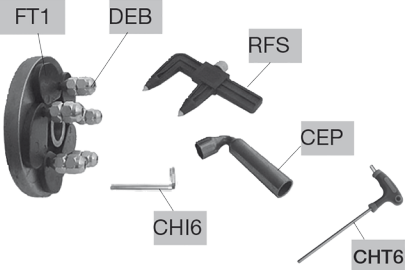



RAL 3002 Red /16  
 RAL 9007 Gray /37  
 RAL 7030 Gray /69  
 RAL 7016 Gray /34  
 RAL 5002 Blue /20  
 RAL 1003 Yellow /45



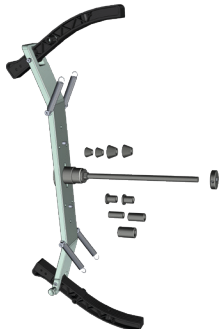




## OPTIONAL ACCESSORIES FOR WHEEL BALANCERS

Image	Part-no	Description	STARTLINE S380	STARTLINE S350 M	STARTLINE S350 A
	8-21900211	<b>WG</b> - Wheel guard kit, only for StartLine S 350 versions without wheel guard included		★	★
	8-21900191	<b>ARU40</b> Ø 42÷156 mm (1.65"÷6,14") - recessed spring included	★	★	★
 DX1    CF1    CF2	8-21100141	<b>DX-CBF</b> - Pair of centering cone for van wheels (117-173 mm) with aluminium spacer Ø 40 mm	★	★	★
	4-107426	X1    Spacer			
	4-107423	CF1    Cone for vans ø 117÷147 mm			
	4-107424	CF2    Cone for van ø 143÷173 mm			
 B1 ø 56,6÷57,1 mm B2 ø 65÷67 mm B3 ø 73,2÷75,4 mm B4 ø 63,3÷64,2 mm B5 ø 58÷60,1 mm B7 ø 54÷56,1 mm	8-21100082	<b>SBC</b> - Set of six centring bushes ø 40	★	★	★
	4-105075	B1 Smart (Mercedes), SEAT, Chevrolet, Fiat (Grande Punto), Opel, Audi, Skoda, VW			
	4-105076	B2 Citroen, Fiat (Scudo), Ford (Transit), Opel, Peugeot, Saab, Volvo, VW, Nissan, Audi (A4), Mercedes, Hyundai, Kia, Mazda, Mitsubishi			
	4-105077	B3 Aston Martin, BMW (X5, X6), Suzuki (Carry), Jaguar			
	4-105078	B4 Ford, Jaguar, Mazda (121, Mazda 2), Volvo, Honda, Alfa Romeo			
	4-105079	B5 Alfa Romeo, Citroen, Fiat, Lancia, Peugeot, Lada, Nissan, Dacia, Renault, Subaru, Toyota			
	4-105080	B7 Citroen (C1), Daihatsu, Hyundai, Kia, Mazda, Opel (Agila), Peugeot (106, 107), Subaru, Suzuki, Toyota, Honda, Mini (BMW), Proton			
 ARS    DARS	8-21100089	<b>ARS</b> - "Racing" accessory for sports wheels, for use with Racing bush	★	★	★
	4-105171	<b>DARS</b> Spacer 30 mm			

## OPTIONAL ACCESSORIES FOR WHEEL BALANCERS

Image	Part-no	Description		STARTLINE S380	STARTLINE S350 M	STARTLINE S350 A
	8-21100091	<b>FRU-SA D.40</b> - Universal self-centring flange for wheels with or without central hole, (hole $\varnothing$ min. 90 max. 210 mm)		★	★	★
	2401415	FT 1 Connecting rod with pin				
	321878	DEB Conical/spheric nut for wheel fixing				
	441286	RFS Caliper				
	426517	CEP Hexagonal key (22 mm)				
	4-105877	CHT 6 T-Hexagonal key CH6				
	600906	CHI 6 Hexagonal key CH6				
	8-21100092	<b>BVFF</b> - Set of five bushings for precise centring on FRU flange		★	★	★
	4-105110	BF1 Bushing $\varnothing$ 55 Peugeot				
	4-105174	BF2 Bushing $\varnothing$ 58,1 Fiat Ritmo e Citroën CX/Evasion, Peugeot 806				
	4-105175	BF3 Bushing $\varnothing$ 60,1 Renault				
	4-105176	BF4 Bushing $\varnothing$ 65 Peugeot, Citroën				
	4-106570	BF5 Bushing $\varnothing$ 57 BMW,VW, AUDI, SEAT				
	802227308	<b>PFC</b> - weight pliers		★	★	★
	8-21100161	<b>WL 80</b> Pneumatic wheel lifter. Lifting capacity 80 kg		★	★	★


## OPTIONAL ACCESSORIES FOR WHEEL BALANCERS

Image	Part-no	Description		STARTLINE S380	STARTLINE S350 M	STARTLINE S350 A
	8-21900210	<p><b>BUK BASIC</b> Basic bike universal kit to balance motorcycle and scooter wheels; complete with SK14 code 8-21900228 (also suitable for STARTLINE S150)</p> <p>* Motorcycle extension gauge NOT included</p>		★	★	★
	8-21900225	<b>PRA5</b> Motorcycle extension gauge		★	★	★
	8-21900226	<b>SK10</b> Shaft kit $\varnothing$ 10mm complete with clamping cones $\varnothing$ 11-20 mm - $\varnothing$ 11-20 mm, bushing and spacer L=150 mm		★	★	★
	8-21900227	<b>SK12</b> Shaft kit $\varnothing$ 12mm complete with clamping cones $\varnothing$ 13-24 mm, bushing and spacer L=250 mm		★	★	★
	8-21900228	<b>SK14</b> Shaft kit $\varnothing$ 14mm complete with clamping cones $\varnothing$ 15-25 mm - $\varnothing$ 20-35 mm, bushing and spacer L=250 mm (supplied also with BUK BASIC code 8-21900210)		★	★	★
	8-21900229	<b>SK19</b> Shaft kit $\varnothing$ 19mm complete with clamping cones $\varnothing$ 21-51 mm, bushing and spacer L=300 mm		★	★	★
	8-21900224	<b>PRA6</b> Motorcycle extension gauge (for STARTLINE S150)		★	★	★

# TRUCK WHEEL BALANCER

## STARTLINE TRUCK S1450





### STANDARD ACCESSORIES



Part-no	Electrical Supply	Description	
0-21900026/00	200÷230V/1Ph/50-60Hz	<b>STARTLINE TRUCK S1450</b> - LCD Display electronic wheel balancer with automatic data input and automatic brake at the end of the spin; ITS Inverter Technology System; wheel guard and wheel lifter included	
0-21900025/00	100÷115V/1Ph/50-60Hz	<b>STARTLINE TRUCK S1450</b> - As above but with different power supply	
8-21900186		<b>Customization kit</b> - STARTLINE TRUCK S1450 (Compulsory)	







Base color is gray RAL 7040 (/39)  or red RAL 3002 (/16)

## OPTIONAL ACCESSORIES FOR PER STARTLINE TRUCK S1450



Image	Part-no	Description	
	8-21900187/00	<p><b>CCKT</b> – Colored front panel                      The CCKT Kit can be purchased in the following colors:</p> <ul style="list-style-type: none"> <li>RAL 3002 Red /16 <span style="display: inline-block; width: 15px; height: 10px; background-color: red; margin-left: 10px;"></span></li> <li>RAL 5002 Blue /20 <span style="display: inline-block; width: 15px; height: 10px; background-color: blue; margin-left: 10px;"></span></li> <li>RAL 5015 Blue Sky /25 <span style="display: inline-block; width: 15px; height: 10px; background-color: #0070C0; margin-left: 10px;"></span></li> <li>RAL 7016 Gray /34 <span style="display: inline-block; width: 15px; height: 10px; background-color: gray; margin-left: 10px;"></span></li> <li>RAL 1007 Yellow /40 <span style="display: inline-block; width: 15px; height: 10px; background-color: yellow; margin-left: 10px;"></span></li> <li>RAL 9005 Black /90 <span style="display: inline-block; width: 15px; height: 10px; background-color: black; margin-left: 10px;"></span></li> </ul>	
	8-21900188	<p><b>L&amp;L KIT</b> - LASER &amp; LED KIT</p>	
	8-21900220	<p><b>ART40</b> - Truck flanges centering kit                      PCD 5 x 225, 285,75, 335 mm                      PCD 4 x 275, 285 mm</p>	
	8-21900193	<p><b>KCT40</b>                      Range 1: 211÷218 mm                      Range 2: 217÷224 mm                      Range 3: 277÷285 mm</p>	



## OPTIONAL ACCESSORIES FOR PER STARTLINE TRUCK S1450

Image	Part-no	Description
	8-21100261	<b>GGR40</b> Centering kit diam 40 for central hole wheels 183,5÷223 mm - 17,5"-19,5"rims (IVECO-MAN- DAF)
	8-21900189	<b>ARFT40</b> Range 1: 95÷175 mm Range 2: 120÷133 mm Range 3: 144÷166 mm
	8-21900191	<b>ARU40</b> Ø 42÷156 mm (1.65"÷6,14") - recessed spring included
	8-21900194	<b>GTV40</b> - Standard ring nut
	8-21100275	<b>GTR40 EVO PRO</b> - Steel quick nut Ø 40x4 mm
	8-21100276	<b>GTR40 EVO</b> - Quick nut Ø 40x4 mm

## OPTIONAL ACCESSORIES FOR PER STARTLINE TRUCK S1450

Image	Part-no	Description	
	8-21100290	<b>TWS40</b> Truck wheel spacer Ø 40 (30mm - 1.19")	
	8-21101402	<b>ACCESSORY RACK</b>	



# AUTOMOTIVE SERVICE EQUIPMENT



[www.facebook.com/MONDOLFOFERROofficial/](http://www.facebook.com/MONDOLFOFERROofficial/)



<http://www.youtube.com/user/MondolfoFerro>

**NEXION** S.p.A.  
Viale Dell'Industria, 20 - 61037 MONDOLFO (PU) ITALY  
Tel. 0721.93671 - Telefax 0721.930232  
[info@mondolfoferro.it](mailto:info@mondolfoferro.it) - [www.mondolfoferro.it](http://www.mondolfoferro.it)

