

MT 3600_{up} MT 3600_{up} C

EASY - ALU



Automatic Locking Version



Electronic balancing with Monitor
for cars, lightweight transport vehicles and motor vehicles



MT 3600up MT 3600up C

EASY - ALU

High performance monitor wheel balancer with **latest generation software solutions**.

All models are normally supplied with automatic spin by pushing down wheel guard.

1. LCD MONITOR

LCD monitor ideal for displaying **high resolution graphics** and **dedicated software**.


Control keypad with reduced number of keys for simple and rapid machine use



2. SPIN UNIT

Spin unit derives from the superior models of the B-Series and provides **functional features typical of the upper models**: reduced cycle time, measuring wheels weighing up to 75 kg and wheel balancing with inside offset of up to 275 mm without using additional spacer.

The **innovative drive and zero maintenance** ensure **maximum reliability**.



3. WHEEL GUARD

The new wheel guard allows use with **wheel sizes up to 44"**.



4. WHEEL DIMENSION DETECTION

Electronic input of wheel diameter and distance with AUTOSELECT function which automatically activates the balancing programmes, avoiding keypad selection.



5. ADHESIVE WEIGHTS

Three modes to position the adhesive weights: with the weight holder clip (*), with the 6 o'clock laser



6. TL3

TL3 automatic sensor for measurement of wheel width (*).



7. AUTO POSITIONING

Automatic wheel positioning (RPA) in the point where the balancing weight has to be applied and electrical positioning brake




MONDOLFO FERRO

VERSION

VERSION	RPA	BRAKE ELEC	EW	TL3	EASY ALU	TL3	LLS	OPT FLASH
MT 3600up	✓	✓	✓	✓	✓	✓	✓	✓
MT 3600up C	✓	✓	✓	✓	✓	✓	✓	✓

✓ STANDARD
✓ OPTIONAL



8. LED SPOTLIGHT AND LLS LASER

LED spotlight to light-up the work area and make it easier to clean the rim, check the wheel and apply weights.

The adhesive weights can be positioned extremely rapidly using the **laser pointer** at 6 o'clock (**LASER LINE SYSTEM**)*.



9. SENSITIVITY CALIBRATION

Quickly and intuitive sensitivity calibration. The ne sample weight supplied with the machine is simply applied directly to the spin unit, ensuring maximum precision and eliminating operator error.



10. SUPPORT BASE (optional)

Front support base for balancing wheels up to 50 kg without fastening the machine to the ground.

* Optional function or accessory. See diagram



MT3600up



MT3600up C

11. WHEEL CLAMPING

AVAILABLE IN TWO VERSIONS:

- > **MT3600up** with manual wheel clamping with quick ring.
- > **MT3600up C** with new "**PNEULOCK**" automatic air wheel clamping system, with constant torque, for shorter operative times and higher centering accuracy

PNEULOCK

AUTOMATIC CLAMPING EASY AND QUICK TO USE:

SAVE EFFORT - SAVE TIME



Special programmes

General utility programs: calibration, servicing, self-diagnostic



EASY WIDTH

Automatic calculation of the width even if the **TL-3 external sensor** is not present. The wheel balancer calculates the width by reducing the operational time.




EASY WEIGHT

As standard, the Easy Weight programme suite which included Minimum Weight. This software allows a significant reduction of balancing weights, through the analysis of different threshold values, according to the vehicle type: fast or slow (unique on the market).



OPT FLASH

Programme indicating ideal wheel/tyre assembly position to reduce overall wheel imbalance.



HIDDEN WEIGHT

Programme for concealing counterweights behind spokes for improved wheel aesthetics.

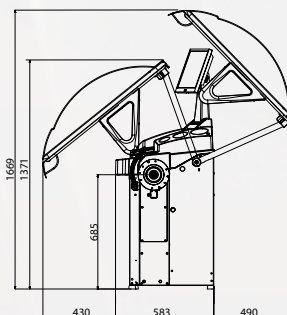
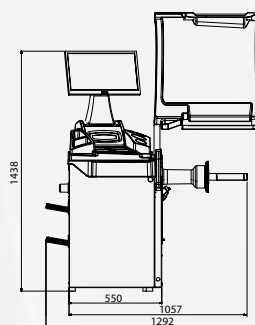
Technical data

75 Kg	10" - 28" 1" - 35"	1,5" - 20"	600 mm	1117 mm	85 Kg	115/230V 1Ph - 50/60Hz	90÷130 rpm	122 W	7÷10 bar 105÷165 psi MT3600up C


Versions

Equipment

Dimensions



Recommended accessories



A. DX\CBF-> 8-21100141

Centring accessory for van and off-road wheels with central hole with Ø 117÷173 mm

B. CB-> 8-21100191

Pedal brake

C. CLIP-> 8-21100159

STD ALU weight-holder terminal

D. TL3-> 8-21100232

Automatic sensor wheel width

E. WLO -> 8-21100230

"Weightless effect" wheel lifter

F. FRU-> 8-21100091

Universal flange for wheels without central hole

G. LASERLED KIT -> 8-21100238

Inside wheel LED light and LASER pointer kit

H. PL50-> 8-21100158

Base for wheels up to 50 kg

I. LASER PLANE KIT -> 8-21120022

Laser pointer built in the internal digital detector arm; diameter/distance



For more information, please consult the accessories catalogue

The company reserves the right to modify the technical specifications of its products at any time.

by Marketing - Cod. DPMF000518B - UK - 02/2022.